



Poresta® SELECT
As unique as nature itself.

Greater diversity in the bathroom

innovation made by poresta systems



Endless design options:
Floor-level showers and bathroom walls in
19 designs with five fascinating surfaces.
Joint-free and antibacterial.

Contents

Overview



04 What is Poresta® SELECT?




06 Poresta® SELECT Product benefits



10 Poresta® SELECT The structures

Selection and inspiration



12 Poresta® SELECT The designs



16 Inspiration for bathroom design

Product information



30 Poresta® SELECT Shower and wall elements



37 Poresta® SELECT Technical information



38 Installation and overview of items





Overview

What is Poresta® SELECT?


poresta systems is a well-known source of inspiration for tiles.
We're now making a splash with Poresta® SELECT – a system comprising floor-level shower elements and cladding for bathroom walls – and offer endless design options for bathroom planning.

Poresta® SELECT Shower elements

Poresta® SELECT shower elements are installed at floor level and combine a unique variety of designs with the proven quality of more than 750,000 installed Poresta® floor-level showers. Joint-free, antibacterial, individual and unique.



Poresta® SELECT shower elements are available
in 18 designs.



Poresta® SELECT wall elements are available in 19 designs.



Poresta® SELECT Wall elements

Poresta® SELECT shower elements can be individually combined with Poresta® SELECT wall elements, which are used as a design element both inside the shower area and the rest of the bathroom. With matching or contrasting designs – there are many different combination options that can be used in a whole host of room and design concepts.

Poresta® SELECT wall elements are large-format and form a high-quality, joint-free surface without any unsightly connecting profiles.



Overview


What makes Poresta® SELECT unique?

1

As unique as nature itself

The fascinating surfaces of the Poresta® SELECT range bring the uniqueness of nature directly to the bathroom, with three plain colours, three metal designs, four natural stone designs and nine wooden designs to choose from.

A complementary surface structure is used for each design, highlighting and underlining the unique character. As a result, Poresta® SELECT is both a visual and a haptic experience. The designs can be mixed and matched as desired. The same design for both wall and shower surfaces radiates calm and spaciousness, whilst accentuated or extravagant design combinations offer endless design options for individualists.



2

Seamless perfection

Poresta® SELECT offers floor-level showers without joints, gradient sectioning or multiple materials. All shower elements boast a consistent surface throughout. The drain unit is positioned in the centre, subtly concealed with a drain cover of the same design.





Poresta® SELECT wall elements are combined without unsightly profiles, creating a surface with a seamless appearance.



Overview

What makes Poresta® SELECT unique?

3

Ant-slip and wheelchair-accessible

All Poresta® SELECT showers are wheelchair-accessible and thus ideal for barrier-free bathrooms.

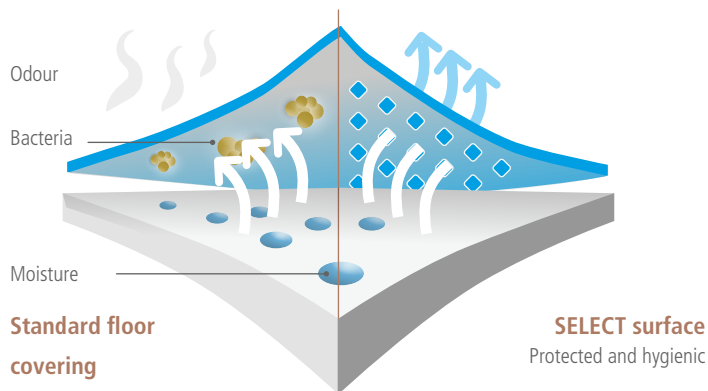
The surfaces of the shower elements feature different structures depending on the design, with slip prevention classes up to R10 and Class B.



4

Antibacterial as standard

Another outstanding feature of the Poresta® SELECT surfaces is the antibacterial surface finish, which comes as standard. The integrated treatment ensures that 99.9% of aggressive bacteria and pathogens are eliminated without any additional measures within just 24 hours.



This applies to the following germs:

- Escherichia coli
- Enterococcus hirae
- Listeria monocytogenes
- Staphylococcus aureus (MRSA)
- Staphylococcus aureus
- Salmonella enteritidis (2)
- Mycobacterium smegmatis

The antibacterial surface of the Poresta® SELECT elements

- Is safe for people and nature
- Helps increase hygiene in the bathroom
- Is moisture-resistant and permanently effective
- Helps with regular cleaning and disinfection
- Reduces the risks presented by contaminated surfaces

When walking barefoot, nothing's more important than a safe and clean feeling on the floor, whether in hospitals and nursing homes or at home. The antibacterial finish of Poresta® SELECT now increases hygienic safety in the bathroom,

thanks to the innovative coating with silver ions. Activated by water, these neutralise bacteria and thus prevent them from multiplying.

The antibacterial treatment of the HPL surface is permanently effective and doesn't lose its effectiveness throughout the lifetime of the undamaged SELECT surface. It does not contain any nanoparticles.

The antibacterial coating is automatically integrated into the surface of the entire Poresta® SELECT range.

Structures and designs

As unique as nature itself

HANDMADE

Clear, authentic feel with lots of personality. Ideal for 'handmade' designs in plain colours, stone or metal.

Available in these designs:

Slate

Rusted steel

Matt black

Matt white

Limestone

Zinc steel

Volcanic rock

REFLECT

Anti-slip surface with an appealing structure that varies between matt and glossy. Exclusively in the matt white design. For wall elements only.

Available in this design:

Matt white

PURE

Super matt, velvety soft feel, slightly textured for an authentic material experience. Ideal for an understated look in stone or wood.

Available in these designs:

Oxide steel

Sea oak

Snow pine

Sandstone

PURE/WOOD

Subtle, purely matt wood relief with a delicate, elegant grain. Ideal for modern, puristic bathrooms in clear wood designs.

Available in these designs:

Rural oak

Pasture elm

Monsoon teak

REFLECT/WOOD

Wood relief with a delicate, elegant grain, subtly accentuated by the variation between matt and glossy areas.

Available in these designs:

Barn oak

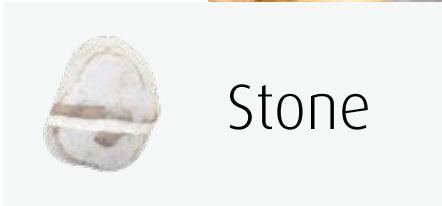
Silver pine

Stone oak

Northern ash

Structures and designs


Overview



Stone



Limestone




Volcanic rock




Sandstone



Slate



A still life composition featuring a textured, light-colored fabric draped over a dark, rustic surface. A small, round, metallic object and a thin, light-colored stick are placed near the fabric.



Rusted steel

PURE

PURE




Plain
colour



Matt white



Matt white



Matt black



HANDMADE



REFLECT





Silver pine



Barn oak




Northern ash



Stone oak



Rural oak



Pasture elm



Monsoon teak



Sea oak

Wood

Inspiration

Poresta® SELECT transforms
the bathroom into a stage



Stone oak · REFLECT/WOOD

When it comes to planning a bathroom, it's no longer just an issue of selecting the right tile or mixer. The bathroom has evolved into an individual living space and is an expression of our personality. Poresta® SELECT transforms the bathroom into a stage.



Inspiration

Natural surface for an authentic look



Limestone · HANDMADE

Follow your instincts and remain true to your authentic self – that's the right way to plan individual bathrooms.



Volcanic rock · HANDMADE

Poresta® Loft S floor-level
shower

Inspiration

Fascinating combination options



Silver pine · REFLECT/WOOD



Zinc steel · HANDMADE

Poresta® SELECT offers all-new options for experimenting with materials and surfaces.



Slate · HANDMADE



Northern ash · REFLECT/WOOD



Inspiration

Wood meets steel



Pasture elm · PURE/WOOD




Rusted steel · HANDMADE

Inspiration

Pine and teak



Snow pine · PURE



Monsoon teak · PURE/WOOD



Inspiration

Nature and minimalism



Matt white · REFLECT



Limestone · HANDMADE



Poresta® Slot S shower



Oxide steel · PURE



Barn oak · REFLECT/WOOD



Poresta® SELECT in a renovation

The Poresta® SELECT wall elements are also suitable
as wall cladding on old tiling.



Poresta® SELECT product information

Shower elements

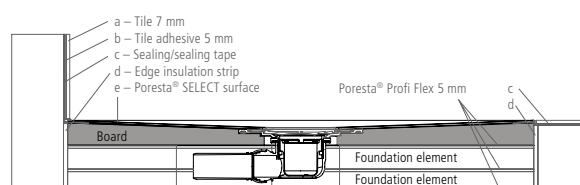


The Poresta® SELECT shower elements come in 18 designs and 14 standard dimensions.

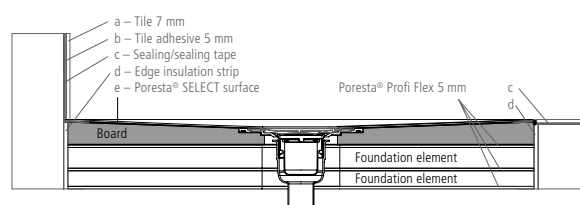
Name	Dimensions	Installation height* Horizontal drain	Installation height* Vertical drain
Poresta® SELECT shower elements	800 x 800 x 49 mm	119 mm	49 mm
	900 x 900 x 49 mm	120 mm	49 mm
	1,000 x 800 x 49 mm	121 mm	49 mm
	1,000 x 1,000 x 54 mm	122 mm	54 mm
	1,200 x 800 x 54 mm	123 mm	54 mm
	1,200 x 900 x 54 mm	123 mm	54 mm
	1,200 x 1,000 x 54 mm	124 mm	54 mm
	1,200 x 1,200 x 54 mm	126 mm	54 mm
	1,400 x 900 x 50 mm	127 mm	50 mm
	1,500 x 900 x 54 mm	128 mm	54 mm
	1,500 x 1,200 x 55 mm	129 mm	55 mm
	1,700 x 750 x 54 mm	129 mm	54 mm
	1,800 x 800 x 54 mm	129 mm	54 mm
	1,800 x 900 x 54 mm	130 mm	54 mm

* Without tile adhesive

Poresta® SELECT shower element with horizontal drain



Poresta® SELECT shower element with vertical drain





At a glance:

- Floor-level shower system as complete system with point drainage, prefabricated with HPL surface in 18 different designs, drain cover made from the same material/design, factory-integrated sealing sleeve with pre-shaped corners for sealing to adjoining walls/floors, with preformed gradient of approximately 2.0 to 2.5%
- Horizontal or vertical drain (not included in delivery, to be ordered as an accessory)
- Flow rate, horizontal drain: 30 l/min.
- Flow rate, vertical drain: 30 l/min.
- Connection compliant with DN 50 standard
- Custom-fit orders up to 1,200 x 2,000 mm showers are possible
- Light-resistant when used indoors in accordance with the DIN EN 438-2 standard
- Slip prevention:

Surface structure	DIN 51130	DIN 51097
HANDMADE (HDM)	R10	B
PURE (PUR)	R9	B
REFLECT/WOOD (RFT)	R10	-
PURE/WOOD (PUW)	R10	A

- antibacterial surface as standard
- Extremely robust, shock and scratch-resistant
- Poresta® support frame made from rigid foam for high stability and impact strength
- DIN 4109/VDI 4100/ÖNORM B 8115/SIA 181: Tests are currently being carried out on the achievable noise levels (water impact noise, EMPA hammer, impact noise reduction) for installations with Poresta® soundproofing accessories, and will likely be completed in April 2019
- Wheelchair-accessible

Poresta® SELECT product information

Wall elements



The Poresta® SELECT wall elements come in 19 designs and 3 standard dimensions.

Name	Dimensions	Edge design, left	Edge design, right
Poresta® SELECT wall elements	1,200 x 2,600 x 11 mm	Groove	Tongue
	600 x 2,600 x 11 mm	Groove	Tongue
	1,200 x 2,600 x 11 mm	Postforming	Tongue





At a glance:

- Wall element as non-load-bearing wall cladding, suitable for wet rooms, with HPL surface in 19 different designs, with tongue and groove or postforming edge as closing edge
- Light-resistant when used indoors in accordance with the DIN EN 438-2 standard
- Antibacterial surface as standard
- Extremely robust, shock and scratch-resistant
- Waterproof, synthetic core

Tongue and groove



600 and 1,200 mm width (coverage)

Postforming edge



1,200 mm width (coverage)

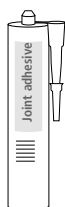


In the case of the SELECT postforming edge, the design continues around the edge. There are no kerfs or glued joints like those you'd tend to find, for example, with smooth edges that have been covered with an edge strip or bands.

Poresta® SELECT

Accessories for installing wall elements

Two different adhesives are available in the system for installing Poresta® SELECT wall elements.



Poresta® SELECT joint adhesive

The panel joints of the Poresta® SELECT wall elements (tongue and groove connections, butt joints, edges) are secured in place with the Poresta® SELECT joint adhesive, which comes in 290 ml cartridges and can be used in conventional caulking guns.

- Sales unit: 2
- 290 ml

The joint adhesive is available in twelve colours to match the design.















Poresta® SELECT wall adhesive

Used for rear bonding on walls (see installation instructions), the Poresta® SELECT wall adhesive comes in 290 ml cartridges and can be used in conventional caulking guns.

- Colour white
- Sales unit: 2
- 290 ml
- Item no. 18.800.208

The Poresta® SELECT joint adhesive 290 ml

Colour	Appearance	Item no.	A design match*	
Black		18.800.209	Matt black · HANDMADE	
White		18.800.210	Matt white · HANDMADE	Matt white · REFLECT
Light yellow		18.800.211	Northern ash · REFLECT/WOOD	
Dark grey		18.800.212	Volcanic rock · HANDMADE	Oxide steel · PURE
Light grey		18.800.213	Limestone · HANDMADE	Zinc steel · HANDMADE
Grey		18.800.214	Stone oak · REFLECT/WOOD	
Silver grey		18.800.215	Snow pine · PURE	
Beige		18.800.216	Barn oak · REFLECT/WOOD	
Green beige		18.800.217	Silver pine · REFLECT/WOOD Rural oak · PURE/WOOD	Sandstone · PURE Sea oak · PURE Pasture elm · PURE
Grey beige		18.800.218	Slate · HANDMADE	
Red brown		18.800.219	Rusted steel · HANDMADE	
Dark brown		18.800.220	Monsoon teak · PURE/WOOD	

* This is a recommendation. The customer makes the decision for the joint adhesive in the matching colour.

Accessories for sealing and installing wall and shower elements



Poresta® Profi Flex

- Cement adhesive for foundation bonding for Poresta® shower systems and foundation elements
- Required amount without foundation element 10 kg, with foundation element 20 kg
- Container 10 kg (1.2 kg per m²)
- Item no. 18.200.208



Poresta® BFA sealant

- Solvent-free dispersion sealing for indoors, with the exception of swimming pools
- Container 6 kg (1.2 kg per m²)
- ETA 17/0839
- Item no. 18.200.203



Poresta® KMK T

- Sealing tape made from transversally elastic, fleece-lined joint sealing tape (120 mm wide) for sealing joints below ceramic surfaces in moist and wet rooms
- Sales unit: 5 m
- Item no. 18.800.025



Poresta® horizontal drain

- Item no. 18.300.319



Poresta® KMK TA

- Outer corner
- Material characteristics as before
- Sales unit: 1
- Item no. 18.800.027



Poresta® vertical drain

- Item no. 18.300.320



Poresta® KMK TI

- Inner corner
- Material characteristics as before
- Sales unit: 1
- Item no. 18.800.026

Poresta® foundation elements

- Available in a variety of dimensions

Outer edges

In addition to the design with the postforming edge (see installation instructions), outer edges can also feature a decorative profile.

We recommend Schlüter's QUADEC and JOLLY profiles, which are available in stainless steel and a variety of colours. When using a colour, we recommend, for example, the colour variants in the aluminium coating structure, as these match the colours of the SELECT wall elements and ensure an especially elegant, subtle finish. However, the customer makes the final decision.

Product information

Individual design



For the Poresta® SELECT shower and wall elements, we offer the option to customize the surface with your own design.

Endless options:

For order volumes of 50 or more, Poresta® SELECT shower and wall elements can be designed as desired by the customer, with feasibility assessed on an individual basis. High-resolution image files are required. Please contact poresta systems for any further requests.



Technical information

Sealing, wheelchair accessibility, slip prevention, soundproofing

Sealing

DIN 18534-1:

The SELECT shower elements are equivalent to installation parts in accordance with the DIN 18534 sealing standard and can thus be sealed with the composite seal in accordance with the DIN 18534-3 standard. There is an ETA for the Poresta® BFA: ETA-17/0839. SELECT wall elements are decorative wall cladding for surfaces and are affixed to the sealing level. This sealing level is to be formed in accordance with the DIN 18534-3 standard and must not be damaged through installation of the SELECT wall elements. The sealing is formed with Poresta® BFA/ETA-17/0839.

ÖNORM B3407:

The SELECT shower elements are equivalent to installation parts in accordance with this sealing standard and can thus be sealed with the composite seal in accordance with the ÖNORM B3407 standard. There is an ETA for Poresta® BFA: ETA-17/0839. SELECT wall elements are decorative wall cladding for surfaces and are affixed to the sealing level. This sealing level is to be formed in accordance with the ÖNORM B3407 standard and must not be damaged through installation of the SELECT wall elements. The sealing is formed with Poresta® BFA/ETA-17/0839.

SPV spec sheet:

The SELECT shower elements are equivalent to installation parts in accordance with this spec sheet and can thus be sealed with the composite seal in accordance with the SPV spec sheet. There is an ETA for the Poresta® BFA: ETA-17/0839.

SELECT wall elements are decorative wall cladding for surfaces and are affixed to the sealing level. This sealing level is to be formed in accordance with the SPV spec sheet and must not be damaged through the installation of the SELECT wall elements. The sealing is formed with Poresta® BFA/ETA-17/0839.

Wheelchair accessibility, slip prevention, soundproofing

Barrier-free convenience

- The Poresta® SELECT shower elements are to be installed without any steps, thresholds or edges. All SELECT shower elements are wheelchair-accessible.

Slip prevention

- The slip prevention surface of all Poresta® SELECT shower elements has been tested by Säurefliesner-Vereinigung e. V. Slip prevention is dependent on the surface structure and is classified as follows:

Surface structure	DIN 51130	DIN 51097
HANDMADE (HDM)	R10	B
PURE (PUR)	R9	B
REFLECT/WOOD (RFT)	R10	-
PURE/WOOD (PUW)	R10	A

Soundproofing

- A variety of soundproofing values can be achieved with the Poresta® SELECT shower elements in accordance with the DIN 4109/VDI 4100/ÖNORM B 8115/SIA 181 standards. The SELECT shower elements are combined with the Poresta® soundproofing kits. The results of the tests will likely be available in April 2019 and can then be obtained from poresta systems.

Fireproofing

- The design surfaces of the Poresta® SELECT wall and shower elements correspond with Classes B2 and E.

Product information

Installation of shower elements

The proven, simple installation process associated with Poresta® floor-level shower solutions also applies to Poresta® SELECT.

Poresta® Profi Flex is used for foundation bonding. Foundation elements from the poresta systems range are used to even out height. The shower element is integrated into

the sealing using the wrap-around sealing sleeve and Poresta® BFA sealant.



Fig. 1: The Poresta® SELECT shower element is positioned inside the screed recess.




Fig. 2: Poresta® Profi Flex is used for bonding.




Fig. 3: The shower element is sealed to the adjoining components using Poresta® BFA.

For information about installation, please see the current installation instructions at www.poresta.com.

Product information

Installing wall elements

Poresta® SELECT wall elements are affixed to the foundation using Poresta® SELECT wall adhesive. Foundations include plastered wall surfaces, drywall and old tiling. You can find further information in the installation instructions. Poresta® SELECT joint adhesive in a matching colour is applied to the tongue and groove, which fit together so well that the joints between the panels are just about invisible.




Fig. 1: The Poresta® SELECT wall elements are affixed to the foundation using Poresta® SELECT wall adhesive.




Fig. 2: Seamless perfection without unsightly profiles thanks to a perfectly fitting tongue-and-groove connection. Poresta® SELECT joint adhesive in a matching colour is applied to the tongue and groove.


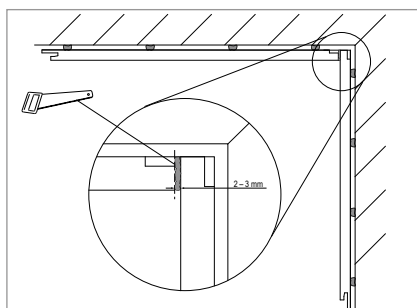
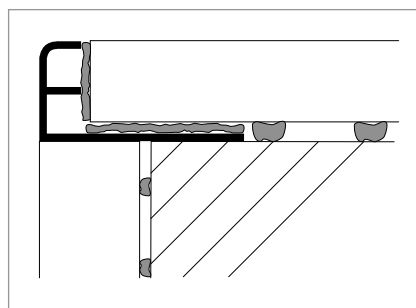


Fig. 3: Poresta® Select wall and shower elements complement each other perfectly for an individual bathroom design.



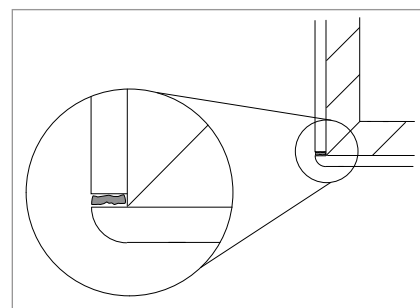
Inner corner

Cut off the tongue/groove at the panel joint. Poresta® SELECT joint adhesive in a matching colour is applied to the joint edges.



Outer corners – profile variant

Cut off the tongue and groove at the joint of both wall elements. Affix the profile to the back of the wall element and the wall element to the foundation. The other wall element will abut with it.











Outer corner – postforming variant

Cut the tongue/groove off one of the wall elements and set it against the postforming edge of the other wall element. Poresta® SELECT joint adhesive in a matching colour is applied to the joint.

Overview of items










The Poresta® SELECT wall elements come in 19 designs and 3 standard dimensions.



Dimensions	Edge design	  			  			 	
		Item no. Matt white HANDMADE	Item no. Matt white REFLECT	Item no. Matt black HANDMADE	Item no. Oxide steel PURE	Item no. Zinc steel HANDMADE	Item no. Rusted steel HANDMADE	Item no. Sandstone PURE	Item no. Volcanic rock HANDMADE
2,600 x 600 x 11 mm	Tongue and groove	25.000.900	25.001.900	25.002.900	25.003.900	25.004.900	25.005.900	25.007.900	25.008.900
2,600 x 1,200 x 11 mm	Tongue and groove	25.000.901	25.001.901	25.002.901	25.003.901	25.004.901	25.005.901	25.007.901	25.008.901
2,600 x 1,200 x 11 mm	Postforming and tongue	25.000.902	25.001.902	25.002.902	25.003.902	25.004.902	25.005.902	25.007.902	25.008.902














The Poresta® SELECT shower elements come in 18 designs and 14 standard dimensions.

Dimensions	Installation height* Horizontal drain	Installation height* Vertical drain	 		  			 	
			Item no. Matt white HANDMADE	Item no. Matt black HANDMADE	Item no. Oxide steel PURE	Item no. Zinc steel HANDMADE	Item no. Rusted steel HANDMADE	Item no. Sandstone PURE	Item no. Volcanic rock HANDMADE
800 x 800 x 49 mm	119 mm	49 mm	25.000.000	25.002.000	25.003.000	25.004.000	25.005.000	25.007.000	25.008.000
900 x 900 x 49 mm	120 mm	49 mm	25.000.001	25.002.001	25.003.001	25.004.001	25.005.001	25.007.001	25.008.001
1,000 x 800 x 49 mm	121 mm	49 mm	25.000.002	25.002.002	25.003.002	25.004.002	25.005.002	25.007.002	25.008.002
1,000 x 1,000 x 54 mm	122 mm	54 mm	25.000.003	25.002.003	25.003.003	25.004.003	25.005.003	25.007.003	25.008.003
1,200 x 800 x 54 mm	123 mm	54 mm	25.000.004	25.002.004	25.003.004	25.004.004	25.005.004	25.007.004	25.008.004
1,200 x 900 x 54 mm	123 mm	54 mm	25.000.005	25.002.005	25.003.005	25.004.005	25.005.005	25.007.005	25.008.005
1,200 x 1,000 x 54 mm	124 mm	54 mm	25.000.006	25.002.006	25.003.006	25.004.006	25.005.006	25.007.006	25.008.006
1,200 x 1,200 x 54 mm	126 mm	54 mm	25.000.007	25.002.007	25.003.007	25.004.007	25.005.007	25.007.007	25.008.007
1,400 x 900 x 50 mm	127 mm	50 mm	25.000.008	25.002.008	25.003.008	25.004.008	25.005.008	25.007.008	25.008.008
1,500 x 900 x 54 mm	128 mm	54 mm	25.000.009	25.002.009	25.003.009	25.004.009	25.005.009	25.007.009	25.008.009
1,500 x 1,200 x 55 mm	129 mm	55 mm	25.000.010	25.002.010	25.003.010	25.004.010	25.005.010	25.007.010	25.008.010
1,700 x 750 x 54 mm	129 mm	54 mm	25.000.012	25.002.012	25.003.012	25.004.012	25.005.012	25.007.012	25.008.012
1,800 x 800 x 54 mm	129 mm	54 mm	25.000.013	25.002.013	25.003.013	25.004.013	25.005.013	25.007.013	25.008.013
1,800 x 900 x 54 mm	130 mm	54 mm	25.000.011	25.002.011	25.003.011	25.004.011	25.005.011	25.007.011	25.008.011

* Without tile adhesive

										
Item no. Limestone HANDMADE	Item no. Slate HANDMADE	Item no. Barn oak REFLECT/ WOOD	Item no. Stone oak REFLECT/ WOOD	Item no. Sea oak PURE	Item no. Rural oak PURE/WOOD	Item no. Northern ash REFLECT/ WOOD	Item no. Pasture elm PURE/WOOD	Item no. Silver pine REFLECT/ WOOD	Item no. Snow pine PURE	Item no. Monsoon teak PURE/WOOD
25.009.900	25.010.900	25.011.900	25.012.900	25.013.900	25.014.900	25.015.900	25.016.900	25.017.900	25.018.900	25.019.900
25.009.901	25.010.901	25.011.901	25.012.901	25.013.901	25.014.901	25.015.901	25.016.901	25.017.901	25.018.901	25.019.901
25.009.902	25.010.902	25.011.902	25.012.902	25.013.902	25.014.902	25.015.902	25.016.902	25.017.902	25.018.902	25.019.902

										
Item no. Limestone HANDMADE	Item no. Slate HANDMADE	Item no. Barn oak REFLECT/ WOOD	Item no. Stone oak REFLECT/ WOOD	Item no. Sea oak PURE	Item no. Rural oak PURE/WOOD	Item no. Northern ash REFLECT/ WOOD	Item no. Pasture elm PURE/ WOOD	Item no. Silver pine REFLECT/ WOOD	Item no. Snow pine PURE	Item no. Monsoon teak PURE/WOOD
25.009.000	25.010.000	25.011.000	25.012.000	25.013.000	25.014.000	25.015.000	25.016.000	25.017.000	25.018.000	25.019.000
25.009.001	25.010.001	25.011.001	25.012.001	25.013.001	25.014.001	25.015.001	25.016.001	25.017.001	25.018.001	25.019.001
25.009.002	25.010.002	25.011.002	25.012.002	25.013.002	25.014.002	25.015.002	25.016.002	25.017.002	25.018.002	25.019.002
25.009.003	25.010.003	25.011.003	25.012.003	25.013.003	25.014.003	25.015.003	25.016.003	25.017.003	25.018.003	25.019.003
25.009.004	25.010.004	25.011.004	25.012.004	25.013.004	25.014.004	25.015.004	25.016.004	25.017.004	25.018.004	25.019.004
25.009.005	25.010.005	25.011.005	25.012.005	25.013.005	25.014.005	25.015.005	25.016.005	25.017.005	25.018.005	25.019.005
25.009.006	25.010.006	25.011.006	25.012.006	25.013.006	25.014.006	25.015.006	25.016.006	25.017.006	25.018.006	25.019.006
25.009.007	25.010.007	25.011.007	25.012.007	25.013.007	25.014.007	25.015.007	25.016.007	25.017.007	25.018.007	25.019.007
25.009.008	25.010.008	25.011.008	25.012.008	25.013.008	25.014.008	25.015.008	25.016.008	25.017.008	25.018.008	25.019.008
25.009.009	25.010.009	25.011.009	25.012.009	25.013.009	25.014.009	25.015.009	25.016.009	25.017.009	25.018.009	25.019.009
25.009.010	25.010.010	25.011.010	25.012.010	25.013.010	25.014.010	25.015.010	25.016.010	25.017.010	25.018.010	25.019.010
25.009.012	25.010.012	25.011.012	25.012.012	25.013.012	25.014.012	25.015.012	25.016.012	25.017.012	25.018.012	25.019.012
25.009.013	25.010.013	25.011.013	25.012.013	25.013.013	25.014.013	25.015.013	25.016.013	25.017.013	25.018.013	25.019.013
25.009.011	25.010.011	25.011.011	25.012.011	25.013.011	25.014.011	25.015.011	25.016.011	25.017.011	25.018.011	25.019.011

Notes

Germany

poresta systems GmbH
T +49 (0)5621 8010
F +49 (0)5621 801 297
info-de@poresta.com

Austria

poresta systems Österreich GmbH
T +43 (0)5552 204 4010
F +43 (0)5552 204 4050
info-at@poresta.com

Switzerland

poresta systems ag
T +41 (0)62 216 4044
F +41 (0)62 216 4043
info-ch@poresta.com